

Diesel Generator - 3000 rpm

Technical Data

GENERATOR		HD11000SE	HD11000SE-3
Frequency	Hz	50	50
Rated Power	kVA	8	10
Max. Power	kVA	8.5	10.6
Voltage	V	220	220/380
Current	A	35	14.4
Plugs		32A	32A
Display		LED	LED
Fuel tank capacity	L	26	26
Fuel consumption @75% load	H	3.3	3.3
Sound level @ 7m	dB(A)	72	72
DC output	V	12	12

ENGINE		KD11000FE	KD11000FE
Engine type		Diesel	Diesel
Power	kW	9.5	9.5
Start		Electric	Electric
Displacement	CC	667	667
Oil Capacity	L	2	2

ALTERNATOR		AL11	AL11-3
Power	kVA	8	10
Power Factor		1	0.8
Voltage Regulation		Brush / AVR	Brush / AVR

DIMENSIONS & WEIGHT			
Net Weight	Kg	210	210
Gross Weight	Kg		
Machine size	mm	1120x692x764	1120x692x764
Dimensions package	mm		



Optional Accessories



ATS control box(50A)



Remote controller: 1+2
ATS sensor: 2




Pre-heater


Electrical standard and options	
1-phase (2x16A European sockets)	●
3-phase (1x16A European socket)	×
American;UK;Australian sockets;etc	○
Display LED5	●
Display LED3	○
Precise overload protection	●
Common overload protection	○
E-stop button	○
DC output:12V	●
Earth connection	●
Pre-heater	○
ATS sensor	○
Remote control	○
ATS control box(50A)	○
Mechanical standard and options	
Basic color: Pantone black C	●
Alternator: Steel plate Q195	●
Alternator: Silicon steel plate DW800	○
Decompression handle	●

Option : ○ Standard feature : ● No available : ×


Recommended Spare Parts




Air filter core




Fuel filter element



Oil filter element



AVR



Alternator brush